


Mini Braking High Power Resistor Assemblies [Preliminary]

The MBVA series of high power metal-clad wire wound resistors are designed for industrial high power applications & dump resistor for wind turbine. The powerful components comprise two, three or four high power resistors housed in partial steel covers at each end. These models are specially constructed for overload pulses. They have a thermostat and terminal box as optional. The most common applications for these models are: motor drives, braking and snubber applications And power sources for industrial equipment.



■ GENERAL SPECIFICATIONS

Model	Resistor Type [Inside]	Rated Power @25C [W]	Pulse Power [Kw]				*Resistance range[Ω]	Tolerance [%]
			*ED5%	*ED10%	*ED20%	*ED40%		
MBVA 14400	2 X MBV 7200	3300	52.5	26	13	6.5	0.5 ~ 100	J[±5%] K[±10%]
MBVA 19200	2 X MBV 9600	4000	64	32	16	8.0	0.7 ~ 90	
MBVA 20000	2 X MBV 10800	4500	72	36	18	9.0	0.8 ~ 80	
MBVA 30000	3 X MBV 10800	6500	100	52	26	13	1.0 ~ 50	
MBVA 40000	4 X MBV 10800	8500	135	68	34	17	1.5 ~ 40	


* Referred to a cycle duration of 120s * Extended ohmic ranges are available.

■ CHARACTERISTICS

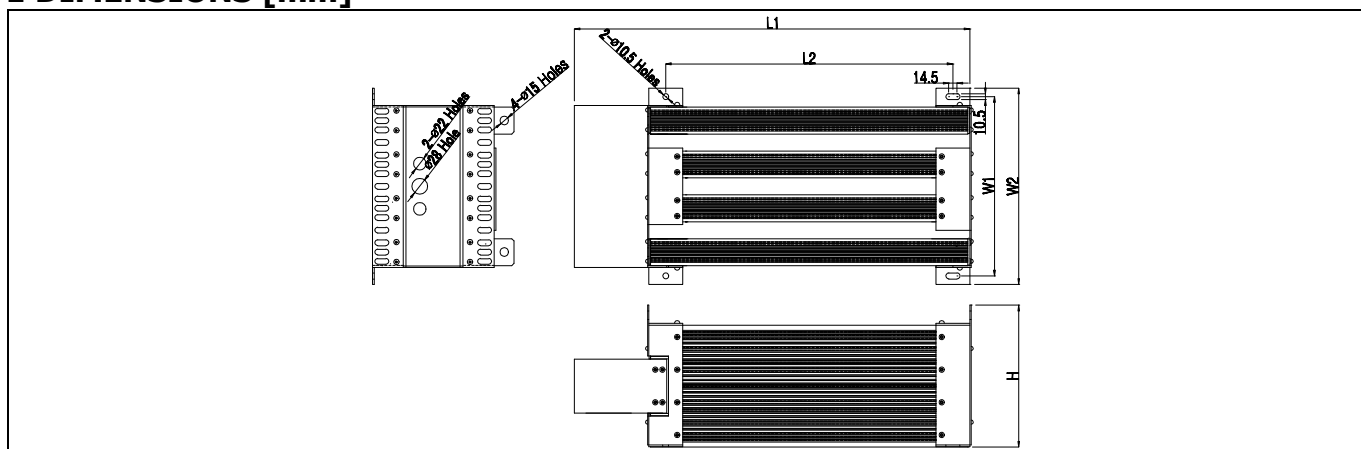
Values in [] mean change in Ω after test

Max. Surface Temperature	+350°C
Insulation Resistance	20MΩ minimum
Dielectric Strength	Available options : AC1500V,2500V for 1minute, Max leakage current: 2mA
Working Voltage	600VAC
Temperature Coefficient	Max. ±260ppm/C
Short Time Overload	±[5%+0.05Ω] 5 - 10 X Power rating - in 5~10seconds

■ SURFACE TEMPERATURE INCREASE VERSUS POWER LOAD & DERATING CURVE



■ DIMENSIONS [mm]



Model	L1±5	L2±2	W1±2	W2±2	H±3	Approx. weight [Kg]
MBVA 14400	698	507	161.5	192	250	26
MBVA 19200	798	607	161.5	192	250	30
MBVA 20000	898	707	161.5	192	250	33
MBVA 30000	898	707	239	269.5	250	47
MBVA 40000	898	707	316.5	347	250	62