


Four Terminal Precision Resistors

A-H resistors are constructed with four terminal, isolated voltage and current connections (i.e. Kelvin Connection) making them suitable for very precise current measurements, current limitations and current regulation in power units, current sources and electronic loads. Other applications include: Current measurements in pulse width modulated(PWM) control circuits as in servo and stepper motors and solenoid driver circuits. Continuous current load up to 100A(1mOhm).



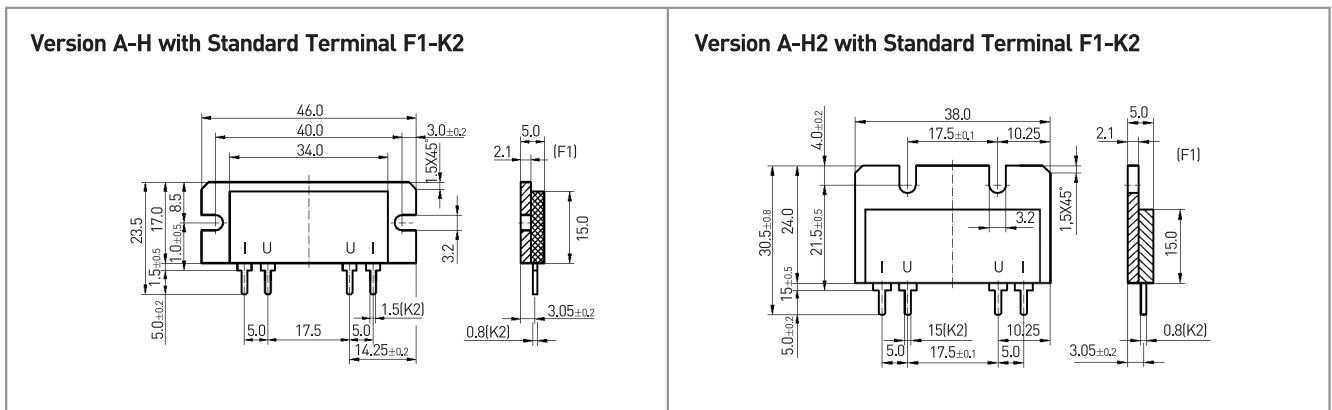
GENERAL SPECIFICATIONS

Model	Resistance	Load Capacity	TCR[ppm/°C] (R < 20mΩ)	Tolerance(%)
A-H	1, 2, 5, 10, 22, 50, 100, 200, 500mΩ 1, 2, 5, 10, 20, 100Ω	3W 10W (With Heatsink)	< ±30 (20°C to 60°C)	B [±0.1], D [±0.5], F [±1]

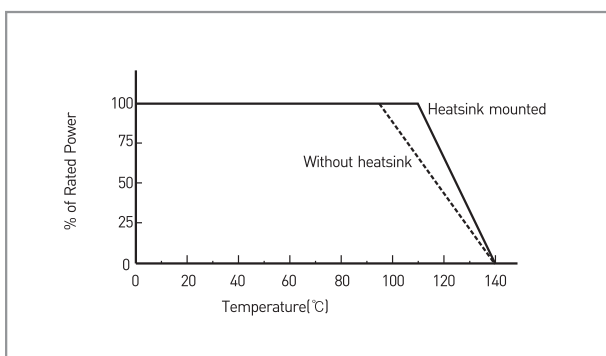
CHARACTERISTICS

Temperature Range	-55°C to +140°C
Dielectric Withstanding Voltage	AC 500V
Load Capacity	10W with heatsink provided
Thermal Resistance to Aluminium Base Plate	Rth < 3°C / W
Thermal Resistance to Ambient Temperature	Rth < 15°C / W
Inductance(R=10mΩ)	< 10nH
Stability at 125°C Foil Temperature	Deviation < 0.1% after 2,000hours

DIMENSIONS [mm]



DERATING CURVE



ORDERING PROCEDURE EXAMPLE

